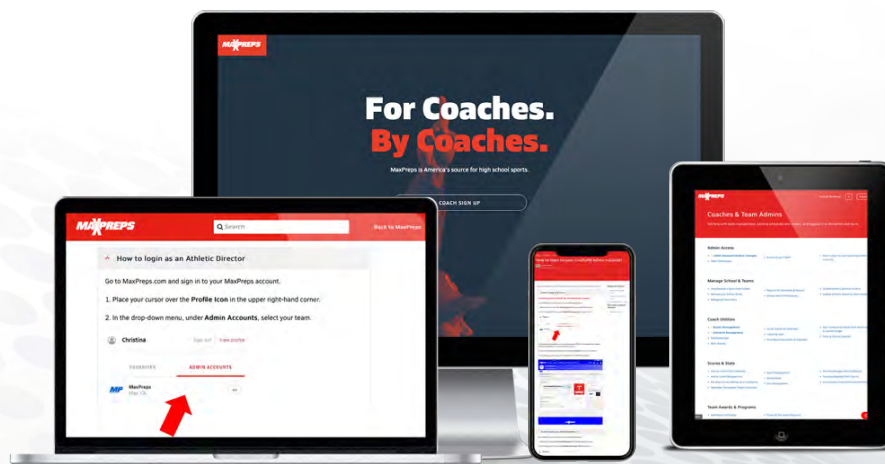




Powered By: **MAXPREPS**

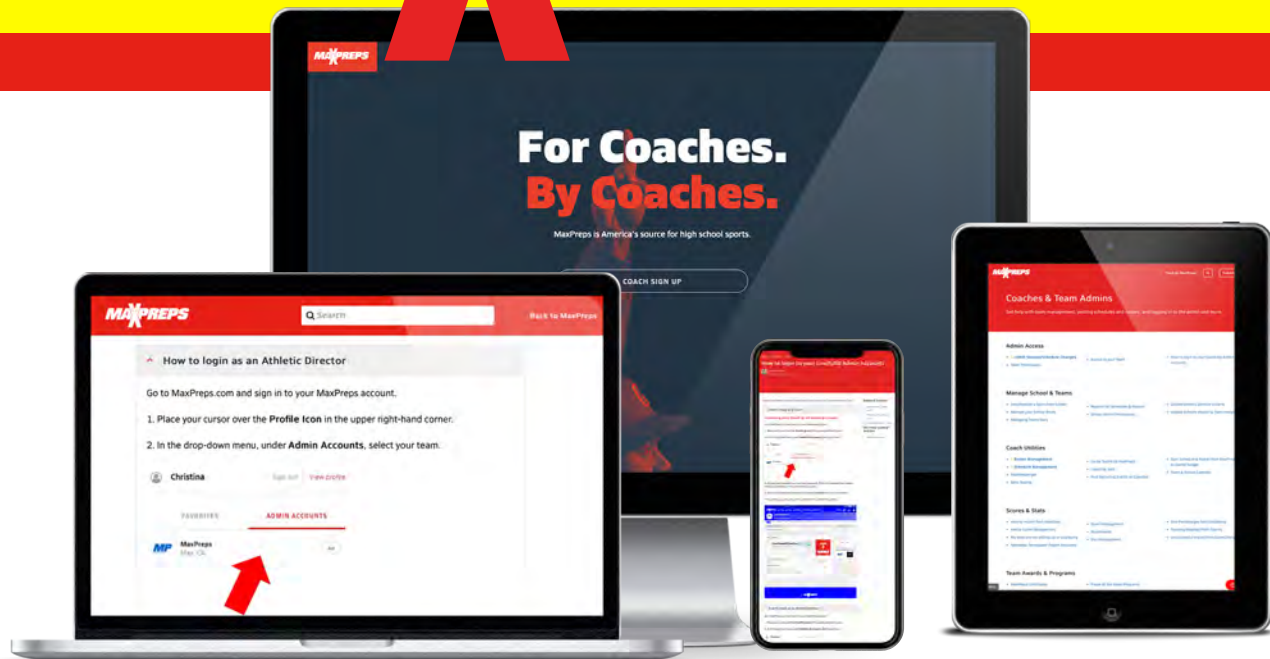
HOW TO GUIDE

- MaxPreps 101 Online Training Session Links
- Signing up for a MaxPreps Account
- Schedule & Roster Management Information & Links
- MaxPreps Mobile App Options & Links
- Teams by MaxPreps App Information
- Frequently Asked Questions & Helpful Links
- MaxPreps Contact Information
- VERY IMPORTANT ASAA365 Announcements - Timelines & Stat Info



Prepared: August 13, 2020

MAXPREPS



MAXPREPS 101 TRAINING

ASAA & MaxPreps is offering two online training sessions in order to help Alaska athletic directors and coaches navigate MaxPreps. These sessions will instruct people on the steps to do the following:

- Create an Account & get Permissions
- Athletic Directors edit your school/team pages
- Coaches edit your Team Page
- Roster and Schedule Management
- Team and School Calendars
- MaxPreps Mobile Apps
- and MORE!


Click the links below to go to the online training website.



Monday, August 24
11:00am
MaxPreps 101
Training #1



Thursday, August 27
1:00pm
MaxPreps 101
Training #2



If you have questions on the training sessions please contact Alisa Dancer at MaxPreps.

Alisa Dancer

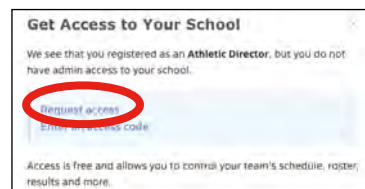
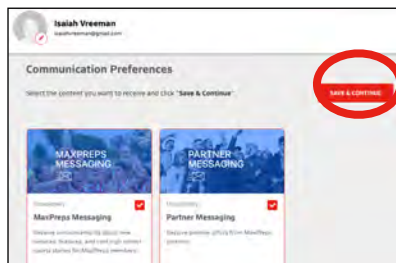
Association Partnerships Manager

Email: adancer@maxpreps.com | Phone: 1-530-957-1575



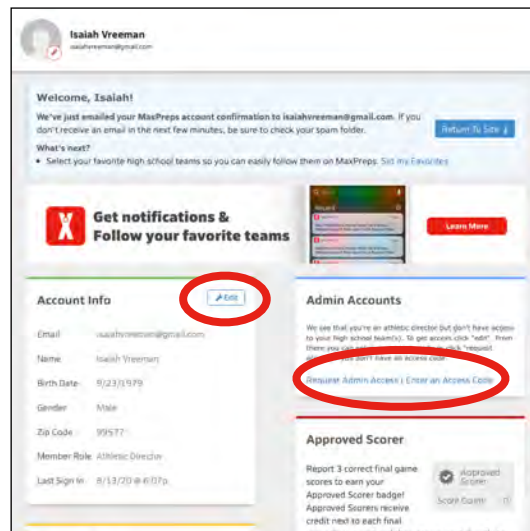
CREATE A MAXPREPS ACCOUNT

Please follow the following steps to set up your MaxPreps Account.



- **STEP 1:** Click this link - [MaxPreps Account Sign Up Page](#)
- **STEP 2:** Click the COACH SIGN UP BUTTON. This will take you to the AD & Coach Registration page.
- **STEP 3:** Enter your email and click Continue

- **STEP 4:** Enter the information requested to finish setting up your account. In the Member Role please select Athletic Director or High School Coach. You should only select the AD if you are an AD. Then after you save make sure to click SAVE & CONTINUE again.
- **STEP 5:** When you sign up you will need to click the REQUEST ACCESS for access to your school. This dialogue box will show up and you will see your account page behind



AD & Coach Admin Access Request

What does having "access" to a team account mean? Having access allows you to update and add information for a specific team/school such as rosters, schedules, scores and stats. In addition, you will have access to all of the MaxPreps features to help manage your team/school. Finally, by requesting access you are agreeing to receive AD/Coach announcements & reminder emails specific to your school/team. You can edit your subscription settings in your account after you gain access.

Please complete the form below to proceed. All fields are required.

Admin Account Type: ☒ Athletic Director ☐ Coach

Your Name: Isaiah Vreeman

School Name or Zip:

School Role:

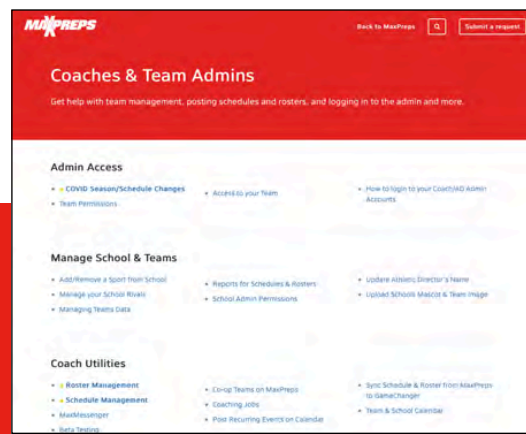
Daytime Phone: (907) 360-1787 Ext. (Numbers Only)

Additional Details?

- **STEP 6:** Select the Admin Account Type - Athletic Director or Coach. This will change what you need to fill out in the rest of the online form.
- Athletic Director chose AD or School Admin.
- Coaches chose the sport, level, and type of coach (Head/Assistant/etc)
- **STEP 7:** Once you have completed Step 6 hit the SEND REQUEST button.
- **STEP 8:** The request will have been sent and you need to allow 1 business day for a response.

Get help with team/school management, posting schedules & rosters, and logging into admin and more please visit the following help page:

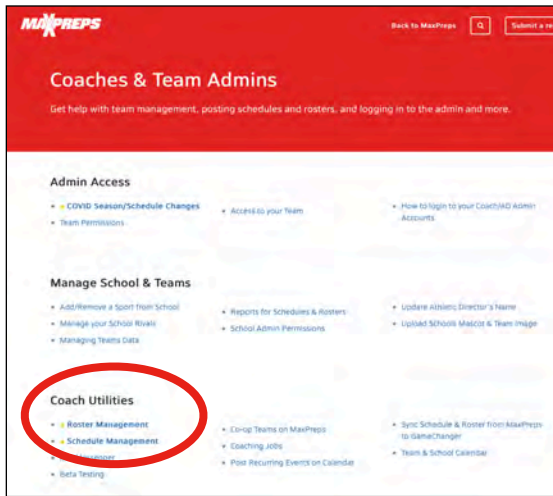
[MaxPreps Coaches & Team Admins Help Page](#)





SCHEDULE & ROSTER MANAGEMENT

Please review the following for instructions on setting up schedules and rosters.



- **STEP 1:** Click this link - [MaxPreps Coaches & Team Admins Help Page](#). You can also find help links for entering scores, stats, team calendars and lots of other new options MaxPreps has available to schools and coaches.
- **STEP 2:** Under the COACH UTILITIES click the ROSTER MANAGEMENT or SCHEDULE MANAGEMENT option.

SCHEDULE MANAGEMENT

Coaches, you can enter your schedules through your coach admin account. You can also submit the schedules [here](#) and we will enter the schedule for you within 3-5 business days.

Please use the [Team Calendar](#) to schedule games that **SHOULD NOT** appear on your win/loss record. (scrimmages, etc.)

Things to Note When Scheduling Games & Events

If the school is listed on MaxPreps, but you are struggling in finding the correct opponent, don't worry. The MaxPreps school naming system can be tricky sometimes. Follow the examples below.

- **George Washington** may be listed as just **Washington** High School
- **Hollywood West** may be listed as just **West** High School in Hollywood

If you tried that and we officially don't have the school listed you can schedule the opponent as **Varsity Opponent** and under the **Game Details** include who your team played against. To learn how to schedule against Varsity Opponent, please reference that section.

How to Enter your Schedule

How to Remove a Game

How to Schedule Meet Based Sports

Meet Based Sports as Invitationals

Varsity Opponent & Non-Varsity Opponents

ROSTER MANAGEMENT

Please Note:

- Athletes highlighted in **Green** - Contain stats on MaxPreps.
- If the team uses Hudl, the coach has to manage the roster & schedule details on Hudl in order for it to be accurate on MaxPreps.
- Any additions/corrections will appear on the main site within 15-30 min.

Athlete Roster

Staff Roster

Import Roster

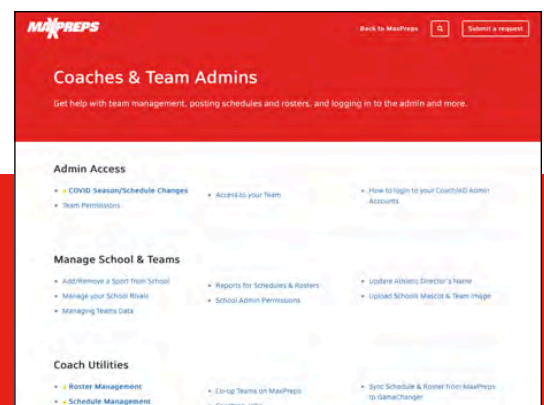
- In the [Roster Management](#) you are able to enter Athlete and Staff rosters. There is also an Import Roster option.
- Please go to the [Roster Management](#) help page if you are having questions/issues entering your roster.
- NOTE: You can also contact the MaxPreps Help by clicking the red Support button on the bottom right side of the webpage.



- In the [Schedule Management](#) you can see step by step instructions on entering your schedule, removing a game, and more!
- Please go to the [Schedule Management](#) help page if you are having questions/issues entering your schedule.
- NOTE: You can also contact the MaxPreps Help by clicking the red Support button on the bottom right side of the webpage.

Get help with team/school management, posting schedules & rosters, and logging into admin and more please visit the following help page:

[**MaxPreps Coaches & Team Admins Help Page**](#)





MOBILE APPS & LIVE SCORING

Please review the following for instructions on mobile app & live scoring options.

MAXPREPS MOBILE APP OPTIONS



MaxPreps

Follow your Favorite High School Teams!

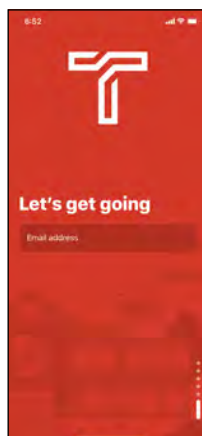
- View rosters, schedules, photos, videos, and more for all Alaska teams and thousands of teams across the country.
- Get exclusive push notifications and real time updates about your favorite teams.
- Instantly find or provide scores for any game in the country.
- Become an approved scorer by providing live scoring updates to fellow fans.
- [Download the MaxPreps App](#) on Apple App Store or Google Play.



Teams by MaxPreps

The App for Coaches, Athletes, & Parents!

- Secure communication with the entire team with direct or group messages.
- Privacy protection with no personal phone or email sharing.
- Messages can include pictures, videos, and file attachments.
- See confirmation that messages are sent, delivered and read.
- Utilize different permission levels for parents and coaching staff.
- Enter your team's stats in addition to the schedule, roster, and scores Sync the team's schedule with your iOS or Google calendar.
- [Download the Teams by MaxPreps App](#) on Apple App Store or Google Play.



MaxStats iPad

Digital Stat Keeping for your BBall Team!

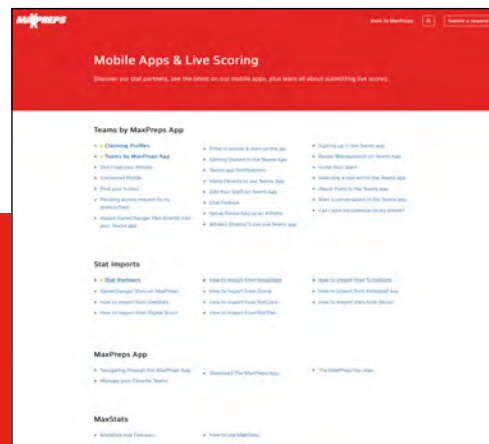
- Simple in-game scorekeeping with an interactive court and scoreboard.
- Sync you team schedule and roster for easy pre-game setup.
- Stats upload directly to MaxPreps.
- Live shot charts and stat totals.
- Real-time player combination and impact reports.
- This program is very similar to iScout used for SportsEngine.
- [Download the MaxStats for iPad](#) on Apple App Store.




MaxPreps works with many different types of stat programs for various sports. For instance it syncs with Hudl for football and other various basketball stat programs like iScout. Please review the [MaxPreps Mobile App & Live Scoring Help Page](#) to see if the stat program you are currently using will sync with MaxPreps.

Discover and get help on MaxPrep stat partners (Hudl), see the latest on our mobile apps, plus learn all about submitting live scores on the help page:

[MaxPreps Mobile App & Live Scoring Help Page](#)

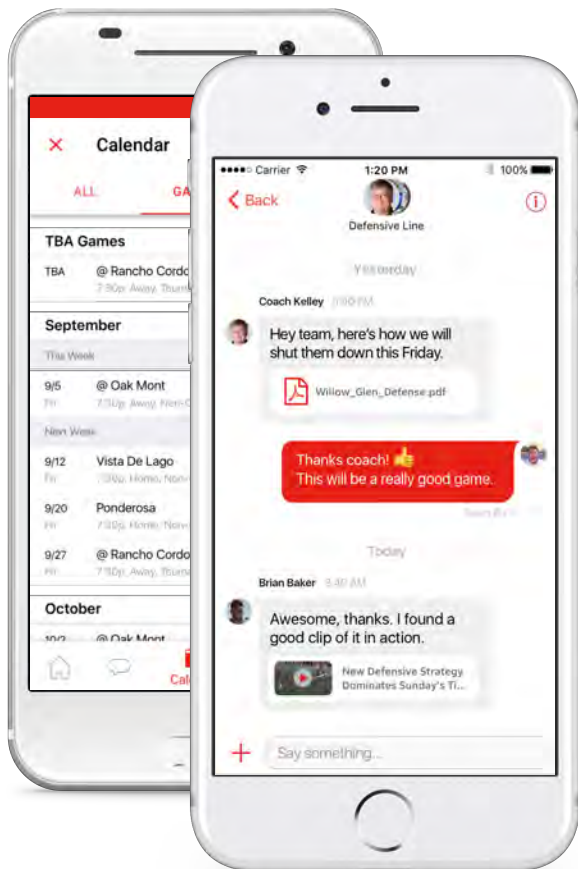




TEAMS

BY **MAXPREPS**

TEAM MANAGEMENT AND COMMUNICATION MADE EASY



- Send direct or group messages to coaching staff, athletes and parents
- See 'delivered' & 'seen' confirmations on your messages
- Enter your roster, schedule, scores and stats on the go
- Share pictures, videos and file attachments
- Sync your team's schedule with your iOS or Google calendar



[MAXPREPS.COM/TEAMS](https://maxpreps.com/teams)



While the ASAA's partnership with MaxPreps has many benefits, the main goal of the partnership is to collect and highlight member school information as efficiently as possible. MaxPreps is the industry leading platform that provides schools with various desktop, tablet, and mobile options to keep their team information accurate.

FREQUENTLY ASKED QUESTIONS

1. What ASAA initiatives will MaxPreps data power? MaxPreps is the Official Scores and Statistics Provider of the ASAA. All information entered into MaxPreps is automatically sent to the ASAA to manage regular-season results, ASAA stat leaderboards, media publications and much more. In order to manage these initiatives, all ASAA member schools are recommended to enter their scores and team statistics after each game on MaxPreps.

2. Where do I enter my roster, schedule, scores and stats? Each member school will enter their roster, schedule and scores into the MaxPreps platform to be displayed on your team pages. Each member school will then be responsible for updating their stats on MaxPreps after each game throughout the season. Instructions on how to enter a schedule, roster, etc., can be found on the [MaxPreps support web site](#) & [Coaches & Team Admins Help Link](#).

3. What do Athletic Directors need to do? Since ASAA member schools need to keep accurate stats on MaxPreps, the AD needs to ensure each team coaching staff has access to enter stats. ADs or any coaches currently not using MaxPreps should contact MaxPreps at 800-329-7324 x1 or support@maxpreps.com to sign up or get access.

4. Which sports are included in the partnership? Football, Volleyball, Cross Country, Basketball, Ice Hockey, Swimming, Soccer, Baseball, Softball, Tennis and Track & Field.

5. How do I sign up to get access to my administrative account on MaxPreps for the first time? Athletic Directors/Coaches can follow [this link on MaxPreps](#) to become a free MaxPreps member and follow the prompts to gain access to your team. Make sure to select "Head Coach or Athletic Director" as your role for the team.

6. Can Athletic Directors control their MaxPreps team pages? Yes! Athletic Directors can control every single team from their free School Administration page on MaxPreps.

7. Can coaches allow a team statistician or assistant coach to help manage their team information? Yes! Once the coach has access to their team admin page, they can give other individuals access to their page to help keep their team information accurate.

8. Is MaxPreps compatible with other stat programs? In addition to MaxPreps own mobile, tablet, and desktop tools, MaxPreps is compatible with over 80 different stat companies across multiple sports. [Click here to view MaxPreps stat partners](#).

9. Does MaxPreps have an app to manage team information? Yes! Our app called Teams by MaxPreps is available to download for both iPhone and Android devices [here](#). ADs and Coaches are able to communicate directly with athletes and parents, sync their game schedule to their phone's calendar, and update complete schedules, rosters, scores, stats and more. Visit maxpreps.com/teams for more information.

10. Who can I contact with additional questions? ADs and coaches may contact ASAA MaxPreps representative Alisa Dancer at adancer@maxpreps.com or 530-957-1575.

ASAA

ALASKA'S HOME FOR HIGH SCHOOL SPORTS



ASAA365 TIMELINE & GAME STATS

Starting in the Fall of 2020 ASAA365.com will be powered by MaxPreps! ASAA will no longer be using the SportsEngine platform that has been powering ASAA365.com since 2012. As this transition happens there are a few dates that are important for Alaska athletic directors, coaches, principals, and parents/fans will need to know.

SUMMER/EARLY FALL 2020

All games, rosters, team pictures, etc need to be entered into [MaxPreps.com](https://www.maxpreps.com). Please review the ASAA/MaxPreps Partnership Announcement and the MaxPreps How To Guide for instructions.

TUESDAY, SEPTEMBER 8, 2020

All teams need to make sure they have ALL their team & individual stats for ALL games from iScout/SportsEngine platform. This is VERY IMPORTANT! After September 8th ALL data from ASAA365.com and the SportsEngine Platform will no longer be available for people to view. All team games and scores from ASAA365.com currently are on MaxPreps. The only thing that is not is the individual game stats. There are a couple of ways to make sure you have stats from past years:

1. Still stored in your device on the stats program
2. You have copies of them from an export from the stats program
3. You have hard copies of the game stats

Please contact Isaiah Vreeman (isaiah@asaa.org) with questions on making sure you have your stats for games on [ASAA365.com](https://www.asaa365.com).

THURSDAY, OCTOBER 1, 2020

The NEW ASAA365.com website will be launched and will be powered by MaxPreps! MaxPreps will a great partner for ASAA helping all our stakeholders access, and view high school sports easier and better than ever before!

COACHES REMEMBER TO GET ALL TEAM STATS FROM ASAA365.COM BEFORE SEPTEMBER 8TH!

Contact Isaiah Vreeman (isaiah@asaa.org) with questions on anything MaxPreps & ASAA365.com